

PGR-1 CM LED Specifications



Project Name:

Catalog Number:

Type:

The PGR LED luminaire from Visionaire combines contemporary design with new LED technology; while maintaining a traditional fixture image. The LEDs Performance and Life are maximized by the unique integral aluminum heat sink. It is an ideal replacement for the high-maintenance fluorescent or HID fixtures of yesterday.

The LED housing is spun aluminum with internal heat sink for maximum heat dissipation; with either 16, 32 or 48 LEDs. The formed aluminum driver compartment allows the driver to operate cooler for long life. Available with a Low Profile Ceiling Mount Bracket, Ceiling Mount Bracket for surface conduit mounting and a 12-36" Pendant Mount.

Six optical distribution patterns are available. Choose between 3000, 4000 or 5000 Kelvin temperature of the LED's.

A durable polyester powder coat finish is guaranteed for five years; and is available in standard or custom colors.

The PGR LED series is an exceptional choice for parking garage lighting and other ceiling mount applications.

Ordering Information

MODEL	OPTICS	SOURCE	CURRENT	KELVIN	VOLTAGE	MOUNTING	FINISH	OPTIONS
PGR-1	T1	16LC	3	3K	UNV	LPM	BZ	WSC-8
	T2	32LC	350mA	3000K	*120-277V	Low Profile Mount Ceiling Mount No conduit feed.	Bronze	Dimmable Motion Sensor 8' Mounting Height
	T3	48LC	5	4K	8		Black	WSC-20
	T4		530mA	4000K	347V	PM12	SBK	Dimmable Motion Sensor 9-20' Mounting Height
	T5		7	5K	5	Pendant Mount 12" *30" Leads	Smooth Black	WSC-40
	T5WR		700mA	5000K	480V	PM24 Pendant Mount 24" *42" Leads	WH White	Dimmable Motion Sensor 21-40' Mounting Height This option will require (1) FSIR 100 remote for programming
						PM36 Pendant Mount 36" *54" Leads	SWH Smooth White	MS-8
						CM Ceiling Mount 1/2" & 3/4" Knockouts	GP Graphite	Motion Sensor 8' Mounting Height
							GY Grey	MS-20
							SL Silver Metallic	Motion Sensor 9-20' Mounting Height
							CC Custom Color	MS-40
								Motion Sensor 21-40' Mounting Height
								DIM
								0-10v Dimming Driver
								EBPL
								Emergency Battery Pack 120V-277V Only
								LDL
								Lightly Diffused Lens *350mA and 530mA only
								CLS
								Cutoff Louver Shield
								VWC
								Visionaire Wireless Controls *Consult Factory

Features & Specifications

PGR-1 CM

Housing

Heavy duty spun aluminum housing with internal heat sink for maximum heat dissipation. Silicone gasket is used for weather tight operation.

Mounting

A Low Profile, hinged, ceiling mount bracket, can be secured directly to a 4" or 5" recessed junction box, or to the ceiling.

A Ceiling Mount bracket with 1/2" and 3/4" knockouts is also available for surface conduit mounting.

The ceiling hangar bracket on both versions allows the fixture to be suspended while making the wiring connections. The housing bracket then attaches to the ceiling bracket via a tamper-proof screw.

3/8" NPT stem and canopy supplied for pendant mount applications.

Thermal Management

The PGR series provides excellent thermal management by mounting the LEDs to the substantial heat sink within the housing. This enables the Luminaire to withstand higher ambient temperatures and driver currents without degrading LED life.

Optical System

The highest lumen output LED are utilized. High-performance acrylic optics feature industry leading Type I, II, III, IV, and V optical distributions. Acrylic optics are impact-resistant and rated to 94 percent translucence.

L70 life of our LEDs is rated over 100,000 hours (for 350 mA), The optical system qualifies as IES full cutoff to restrict light trespass, glare and light pollution for neighborhood-friendly lighting.

CRI values are 70.

Quali-Guard® Finish

The finish is a Quali-Guard® textured, chemically pretreated through a multiple-stage washer, electrostatically applied, thermoset polyester powder coat finish, with a minimum of 3-5 millimeter thickness. Finish is oven-baked at 400° F to promote maximum adherence and finish hardness. All finishes are available in standard and custom colors.

Finish is guaranteed for five (5) years.

Electrical Assembly

The PGR LED series is supplied with a choice of 350, 530 or 700mA high-performance LED drivers that accept 120v thru 480v, 50 Hz to 60 Hz, input. Power factor of 90%. Rated for -40°C operations.

10 kV surge protector supplied as standard.

Warranty

· Five (5) year Limited Warranty on electrical components, Five (5) year on finish. For full warranty information, please visit visionairelighting.com.

Options

Watt Stopper FSP-211
Motion Sensor
Dimming Driver
Emergency Battery Pack
Diffused Lens
Cutoff Louver Shield

Listings

- PGR is UL listed, suitable for wet locations.
- IP65 Rated
- Powder Coated Tough
- DLC Listed

DesignLights Consortium (DLC) qualified Product. Some configurations of this product family may not be DesignLights Consortium (DLC) listed, please refer to the DLC qualified products list to confirm listed configurations. <http://www.designlights.org/>
3000K must be selected for IDA certification.










DesignLights Consortium (DLC) qualified Product. Some configurations of this product family may not be DesignLights Consortium (DLC) listed, please refer to the DLC qualified products list to confirm listed configurations. <http://www.designlights.org/>
3000K must be selected for IDA certification.

PGR-1 CM LED Specifications

Photometric Optical Summary

Not all optics are available on all fixtures. Check ordering chart for availability

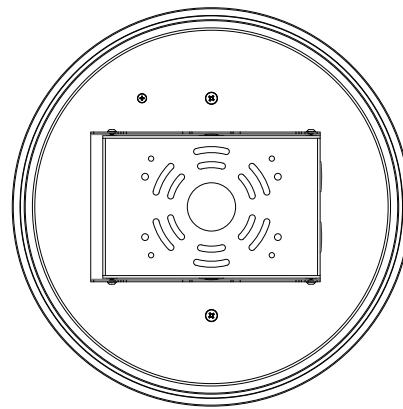
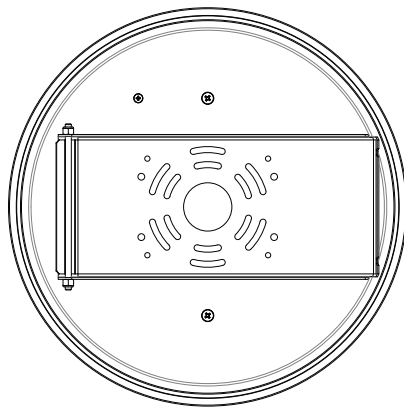
Type I (T1)	Type II (T2)	Type III (T3)	Type IV (T4)	Type V (T5)	Type VW (T5W)	Type VWR (T5WR)
						

Dimensions

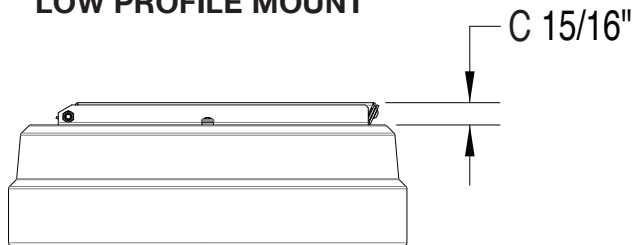
Width: PGR-1 16.5"

Height: PGR-1 5.0"

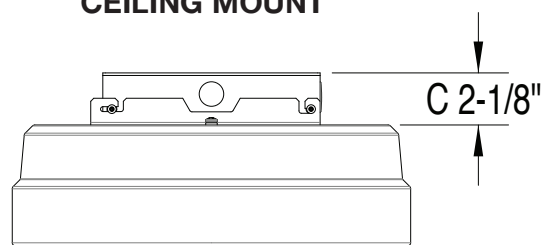
Weight: 20 LBS



LOW PROFILE MOUNT



CEILING MOUNT



LED Specifications **PGR-1 CM**

PGR 3K Lumen Data									
LEDS	mA	T1	T2	T3	T4	T5	T5W	T5WR	Watts
16	350	2250	2081	2073	2032	2277	2056	2073	18
	530	3239	2997	2986	2926	3279	2961	2986	26
	700	4273	3954	4180	3860	4169	3906	3939	37
32	350	4761	4405	4388	4300	4819	4352	4388	35
	530	6817	6308	6283	6158	6900	6231	6284	52
	700	8619	7975	7944	7785	8723	7878	7944	71
48	350	7136	6603	6577	6446	7223	6523	6577	53
	530	9566	8851	8817	8641	9682	8744	8817	78
	700	12850	11890	11843	11607	13006	11745	11844	107
PGR 4K Lumen Data									
16	350	2368	2191	2183	2126	2397	2164	2183	18
	530	3410	3155	3143	3080	3451	3117	3143	26
	700	4498	4162	4400	4063	4388	4112	4146	37
32	350	5011	4637	4619	4527	5072	4581	4619	35
	530	7176	6640	6614	6482	7263	6559	6614	52
	700	9072	8394	8362	8195	9182	8292	8362	71
48	350	7512	6950	6923	6785	7603	6866	6924	53
	530	10070	9317	9281	9096	10192	9204	9281	78
	700	13526	12515	12467	12218	13690	12364	12467	107
PGR 5K Lumen Data									
16	350	2272	2102	2094	2053	2300	2077	2079	18
	530	3272	3028	3016	2956	3312	2991	2993	26
	700	4316	3994	4222	3899	4211	3945	3949	37
32	350	4809	4450	4432	4649	4867	4396	4399	35
	530	6886	6372	6347	6220	6970	6294	6299	52
	700	8706	8055	8024	7864	8811	7957	7964	71
48	350	7208	6670	6644	6452	7296	6589	6594	53
	530	9663	8941	8906	8728	9780	8832	8839	78
	700	12980	12010	11963	11724	13137	11864	11873	107

PGR-1 CM LED Specifications

PGR 3K LPW Data									
LEDS	mA	T1	T2	T3	T4	T5	T5W	T5WR	Watts
16	350	127	117	117	115	128	116	117	18
	530	124	115	115	112	126	114	115	26
	700	116	108	114	105	114	106	107	37
32	350	135	125	125	122	137	124	125	35
	530	131	121	121	118	133	120	121	52
	700	121	112	112	110	123	111	112	71
48	350	135	125	124	122	136	123	124	53
	530	123	113	113	111	124	112	113	78
	700	120	111	111	108	122	110	111	107
PGR 4K LPW Data									
16	350	133	124	123	120	135	122	123	18
	530	131	121	121	118	132	120	121	26
	700	123	113	120	111	120	112	113	37
32	350	142	132	131	128	144	130	131	35
	530	138	128	127	125	140	126	127	52
	700	128	118	118	115	129	117	118	71
48	350	142	131	131	128	143	130	131	53
	530	129	119	119	117	131	118	119	78
	700	126	117	117	114	128	116	117	107
PGR 5K LPW Data									
16	350	128	119	118	116	130	117	117	18
	530	126	116	116	113	127	115	115	26
	700	118	109	115	106	115	108	108	37
32	350	137	126	126	132	138	125	125	35
	530	132	123	122	120	134	121	121	52
	700	123	113	113	111	124	112	112	71
48	350	136	126	125	122	138	124	124	53
	530	124	115	114	112	125	113	113	78
	700	121	112	112	110	123	111	111	107

LED Specifications **PGR-1 CM**

PGR 3K BUG Data																							
LEDS	mA	T1			T2			T3			T4			T5			T5W			T5WR			Watts
		B	U	G	B	U	G	B	U	G	B	U	G	B	U	G	B	U	G	B	U	G	
16	350	1	0	1	1	0	1	0	0	1	1	0	1	1	0	0	2	0	1				18
	530	2	0	2	1	0	1	1	0	1	1	0	1	2	0	0	2	0	1				26
	700	2	0	2	1	0	2	1	0	1	1	0	1	2	0	1	2	0	1				37
32	350	3	0	3	2	0	2	1	0	2	1	0	2	3	0	1	3	0	1				35
	530	3	0	3	2	0	2	1	0	2	1	0	2	3	0	1	3	0	1				52
	700	3	0	3	2	0	2	1	0	2	2	0	2	3	0	1	3	0	2				71
48	350	3	0	3	2	0	2	1	0	2	2	0	2	3	0	1	3	0	1				53
	530	3	0	3	2	0	3	1	0	2	2	0	2	3	0	1	3	0	2				78
	700	3	0	3	3	0	3	2	0	2	2	0	2	3	0	2	4	0	2				107
PGR 4K BUG Data																							
16	350	1	0	1	1	0	1	0	0	1	1	0	1	1	0	0	2	0	1				18
	530	2	0	2	1	0	1	1	0	1	1	0	1	2	0	0	2	0	1				26
	700	2	0	2	1	0	2	1	0	1	1	0	1	2	0	1	3	0	1				37
32	350	3	0	3	2	0	2	1	0	2	1	0	2	3	0	1	3	0	1				35
	530	3	0	3	2	0	2	1	0	2	2	0	2	3	0	1	3	0	1				52
	700	3	0	3	2	0	2	1	0	2	2	0	2	3	0	1	3	0	2				71
48	350	3	0	3	2	0	2	1	0	2	2	0	2	3	0	1	3	0	1				53
	530	3	0	3	2	0	3	1	0	2	2	0	2	3	0	1	3	0	2				78
	700	3	0	3	3	0	3	2	0	2	2	0	2	3	0	2	4	0	2				107
PGR 5K BUG Data																							
16	350	1	0	1	1	0	1	0	0	1	1	0	1	1	0	0	2	0	1				18
	530	2	0	2	1	0	1	1	0	1	1	0	1	2	0	0	2	0	1				26
	700	2	0	2	1	0	2	1	0	1	1	0	1	2	0	1	2	0	1				37
32	350	2	0	2	1	0	2	1	0	1	1	0	1	2	0	1	3	0	1				35
	530	3	0	3	2	0	2	1	0	2	1	0	2	3	0	1	3	0	1				52
	700	3	0	3	2	0	2	1	0	2	2	0	2	3	0	1	3	0	2				71
48	350	3	0	3	2	0	2	1	0	2	2	0	2	3	0	1	3	0	1				53
	530	3	0	3	2	0	3	1	0	2	2	0	2	3	0	1	3	0	2				78
	700	3	0	3	3	0	3	2	0	2	2	0	2	3	0	2	4	0	2				107