

NEW ORLEANS II TL LED Specifications



Project Name: _____

Catalog Number: _____

Type: _____

The **New Orleans II LED** series combines the latest in LED technology with traditional design and ease of maintenance for years of trouble-free operation. Superior LED optics allow for the use of fewer fixtures at less wattage and wider pole spacing to illuminate roadways with excellent uniformity. Eliminate the need for costly yearly maintenance by switching to energy-efficient LED lighting.









Choose from the Classic design with textured lens. Choose from three different capitals (leaf, fluted or smooth) to enhance any local architecture and environment. Type I, II, III, IV, V and V-W optics are available.

All models come with a removable, tool-less, twist-lock lens to provide rapid access to the driver assembly, which can then be removed without the use of tools. A twist-lock photocell receptacle is located on a tool-less access door which is an integral part of the New Orleans II capital.

The **New Orleans II LED** series is constructed of cast aluminum and features a high-quality, long lasting, durable powder coat finish in a variety of colors. The textured lenses can be ordered in acrylic or high-strength polycarbonate. An optional decorative filigree band and cage can be ordered with a choice of four different finials. The New Orleans II design compliments any street, retail or pathway project. A wide selection of decorative mounting arms and poles are available to complete the systems' overall design.

The **New Orleans II LED** series is an ideal choice for street and municipal lighting projects; as well as any pedestrian application, such as parks, and city and urban centers.

Ordering Information

MODEL	LENS	OPTICS	LEDs	CURRENT	KELVIN	VOLTAGE	MOUNTING	FINISH	OPTIONS	OPTIONS
 N2L-L Leaf	 L1TA Textured Acrylic	T1 Type 1 T2 Type 2 T3 Type 3 T4 Type 4 T5 Type 5	32LC 48LC 64LC 80LC	3 350mA 5 530mA	3K 3000K 4K 4000K 5K 5000K	UNV 120-277V 8 347V 5 480V	PT Post Top <small>*Slips over 3"ØD tenon × 4½" tall</small>	BZ Bronze BK Black SBK Smooth Black WH White SWH Smooth White GP Graphite GY Grey SL Silver Metallic CC Custom Color	FIN1 FIN2 FIN3 FIN4 PCR-120 Photocell & Receptacle PCR-208 Photocell & Receptacle PCR-240 Photocell & Receptacle PCR-277 Photocell & Receptacle PCR-347 Photocell & Receptacle PCR-480 Photocell & Receptacle	PER Photo Receptacle w/shorting cap 5PINPER 5 Pin Photo Receptacle w/shorting cap 7PINPER 7 Pin Photo Receptacle w/shorting cap FBC Filigree Band with Cage  CLS Cut Off Light Shield GH Globe Hanger DIM 0-10v Dimming Driver VWC Visionaire Wireless Controls *Consult Factory
 N2F-L Fluted	 L2TA Textured Acrylic	T5 Type 5 T5W Type 5 Wide								
 N2S-L Smooth	 L1TP Textured Poly  L2TP Textured Poly									

Features & Specifications

NEW ORLEANS II TL

Housing

- The New Orleans II LED Series features a cast aluminum capital available in smooth, fluted or leaf pattern with a spun aluminum hard top offered in 3 styles; with an optional internal twistlock photocell receptacle accessible thru an attached windowed door. All external hardware is stainless steel.

Lens Assembly

- The Traditional globes are available in textured acrylic or poly.
- Fully gasketed with a form-fitting, premium extruded silicone gasket for complete weather and insect protection.

Optical System

- The highest-lumen-output LEDs are utilized. Estimated life of the LEDs is 100,000 hours. IES Type I, II, III, IV, V and V-W distributions are standard. Available with up to 80 LEDs.
- CRI values are 70.

Quali-Guard® Finish

- Aluminum fixture components are chemically pre-treated through a multiple stage washer, and finished with an electrostatically-applied, thermoset polyester powder coat textured paint of a minimum of 3 to 5 millimeters thickness. Finish is oven-baked at a temperature of 400 °F to promote maximum adherence and finish hardness. All finishes are available in standard and custom colors.
- Finish is guaranteed for five (5) years.

Mounting

- The New Orleans II series is a post-top fixture that mounts over a 3-inch tenon, with a wide selection of decorative and custom mounting arms for both pole and wall mount applications (see Decorative Arms section of catalog).

Electrical Assembly

- The New Orleans II LED series is supplied with a high-performance LED driver that accepts 120 V thru 480 V, 50 hz to 60 hz input. Power factor is 90%. Rated for -40 o F operation.
- 10 kV surge protector supplied as standard.

Warranty

- Five (5) year Limited Warranty on electrical components, Five (5) year on finish. For full warranty information, please visit visionairelighting.com.

Options

- Fixtures available with finials, photocell receptacle, filigree band with cage, globe hanger and and cut off light shield.
- 0-10 V dimming driver.

Listings

- New Orleans II LED is UL listed, suitable for wet locations.
- Powder Coated Tough™ .

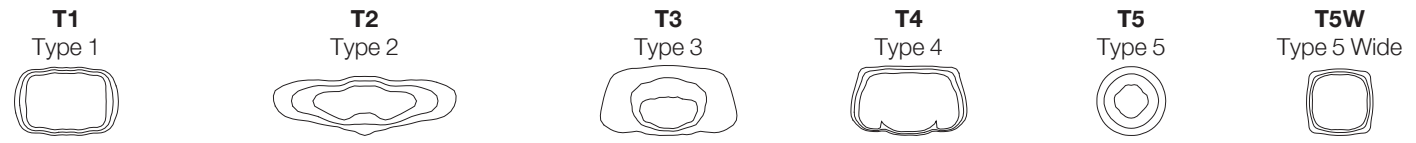


NEW ORLEANS - TL - ELECTRICAL LOAD (A)

Ordering Nomenclature	System Watts	120	208	240	277	347	480
N2L-L-L1TA-T5-32LC-3	36	0.30	0.17	0.15	0.13	0.10	0.08
N2L-L-L1TA-T5-32LC-5	51	0.43	0.25	0.21	0.18	0.15	0.11
N2L-L-L1TA-T5-48LC-3	45	0.38	0.22	0.19	0.16	0.13	0.09
N2L-L-L1TA-T5-48LC-5	64	0.53	0.31	0.27	0.23	0.18	0.13
N2L-L-L1TA-T5-64LC-3	72	0.60	0.35	0.30	0.26	0.21	0.15
N2L-L-L1TA-T5-64LC-5	102	0.85	0.49	0.43	0.37	0.29	0.21
N2L-L-L1TA-T5-80LC-3	90	0.75	0.43	0.38	0.32	0.26	0.19
N2L-L-L1TA-T5-80LC-5	128	1.07	0.62	0.53	0.46	0.37	0.27

NEW ORLEANS II TL LED Specifications

Photometric Optical Summary



EPA Data

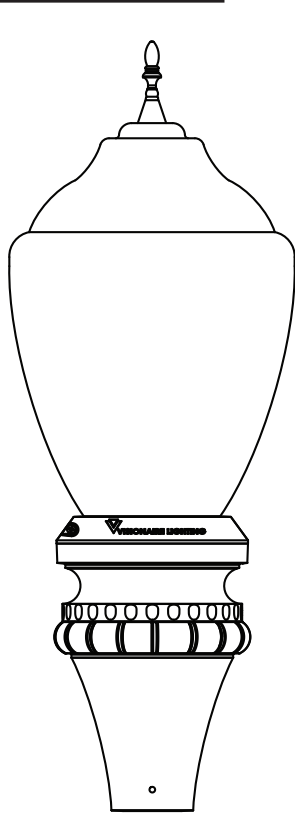
●
2.4

Dimensions

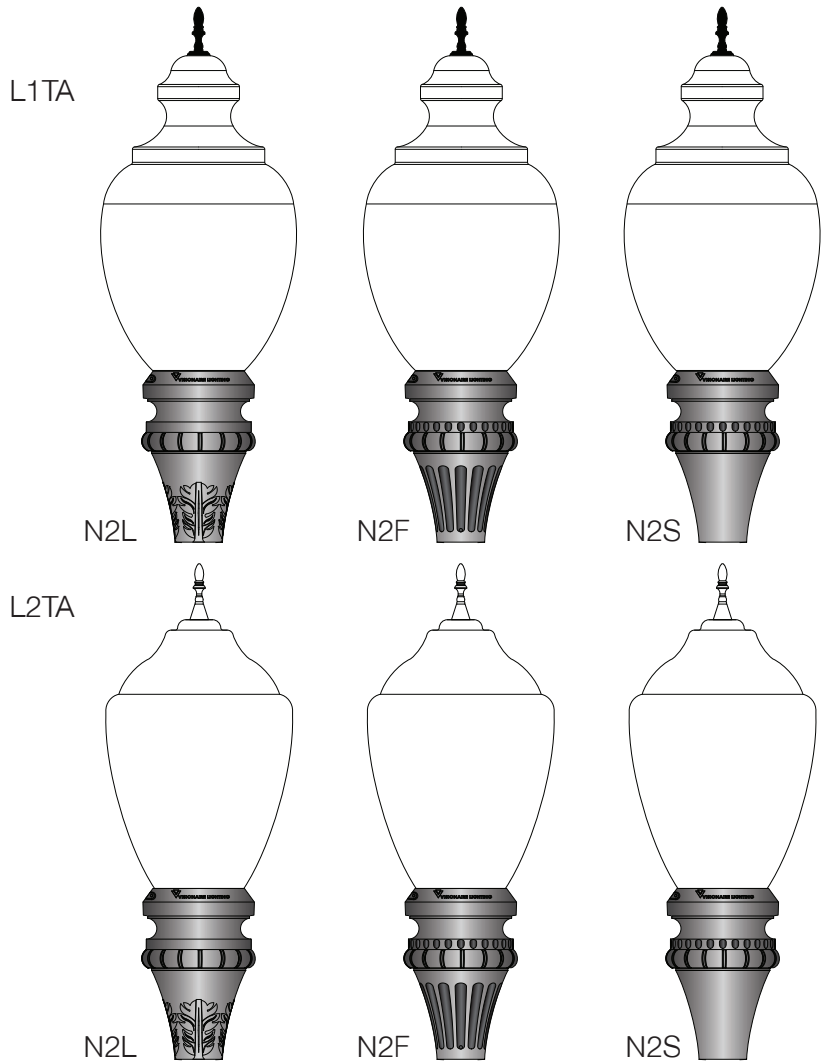
Width: HTL1CA 16.25"

Height: HTL1CA 39.5"

Weight: 41 LBS



Textured Acrylic



* Finials are painted black with standard acorn lenses. They are painted to match fixture with Hard Top option.

LED Specifications **NEW ORLEANS II TL**

NEW ORLEANS II - TL - 3K - LUMEN CHART								
LEDS	Current(mA)	T1	T2	T3	T4	T5	T5W	Wattage
32	350	4315	4130	4171	3883	4280	4155	36
	530	5900	5647	5703	5309	5851	5681	51
48	350	5324	5096	5146	4791	5281	5127	45
	530	7190	6882	6950	6470	7131	6924	64
64	350	8588	8220	8301	7728	8517	8269	72
	530	11505	11012	11120	10353	11410	11078	102
80	350	10563	10110	10210	9505	10476	10171	90
	530	14036	13434	13567	12630	13920	13515	128
NEW ORLEANS II - TL - 4K - LUMEN CHART								
LEDS	Current(mA)	T1	T2	T3	T4	T5	T5W	Wattage
32	350	4403	4215	4256	3963	4367	4240	36
	530	6020	5762	5819	5417	5971	5797	51
48	350	5433	5200	5251	4889	5388	5231	45
	530	7337	7023	7092	6602	7277	7065	64
64	350	8763	8387	8470	7885	8691	8438	72
	530	11739	11236	11347	10564	11643	11304	102
80	350	10778	10316	10418	9699	10690	10378	90
	530	14322	13708	13844	12888	14204	13791	128
NEW ORLEANS II - TL - 5K - LUMEN CHART								
LEDS	Current(mA)	T1	T2	T3	T4	T5	T5W	Wattage
32	350	4493	4301	4343	4043	4456	4327	36
	530	6143	5880	5938	5528	6093	5915	51
48	350	5544	5306	5359	4989	5498	5338	45
	530	7487	7166	7237	6737	7425	7209	64
64	350	8942	8558	8643	8046	8868	8610	72
	530	11979	11466	11579	10779	11880	11534	102
80	350	10998	10527	10631	9897	10908	10590	90
	530	14614	13988	14126	13151	14494	14072	128

NEW ORLEANS II TL LED Specifications

NEW ORLEANS II - TL - 3K - LUMEN PER WATT CHART								
# of LEDs	Current(mA)	T1	T2	T3	T4	T5	T5W	Wattage
32	350	119	114	115	107	118	115	36
	530	116	111	112	104	115	111	51
48	350	118	113	114	106	117	113	45
	530	113	108	109	101	112	109	64
64	350	119	114	115	107	118	114	72
	530	113	108	109	101	112	109	102
80	350	117	112	113	105	116	112	90
	530	110	105	106	99	109	106	128
NEW ORLEANS II - TL - 4K - LUMEN PER WATT CHART								
# of LEDs	Current(mA)	T1	T2	T3	T4	T5	T5W	Wattage
32	350	122	116	118	110	121	117	36
	530	118	113	114	106	117	114	51
48	350	120	115	116	108	119	116	45
	530	115	110	111	104	114	111	64
64	350	121	116	117	109	120	117	72
	530	115	110	111	104	114	111	102
80	350	119	114	115	107	118	115	90
	530	112	108	109	101	111	108	128
NEW ORLEANS II - TL - 5K - LUMEN PER WATT CHART								
# of LEDs	Current(mA)	T1	T2	T3	T4	T5	T5W	Wattage
32	350	124	119	120	112	123	120	36
	530	120	115	116	108	119	116	51
48	350	123	117	118	110	122	118	45
	530	117	112	114	106	116	113	64
64	350	124	118	119	111	123	119	72
	530	117	112	114	106	116	113	102
80	350	122	116	118	109	121	117	90
	530	115	110	111	103	114	110	128

LED Specifications **NEW ORLEANS II TL**

NEW ORLEANS II - TL - 3K - BUG CHART																				
# of LEDs	Current(mA)	T1			T2			T3			T4			T5			T5W			Wattage
		B	U	G	B	U	G	B	U	G	B	U	G	B	U	G	B	U	G	
32	350	2	3	2	2	3	2	1	3	1	1	3	1	2	3	1	2	3	1	36
	530	2	3	2	2	3	2	1	3	1	1	3	1	2	3	1	3	3	1	51
48	350	2	3	2	2	3	2	1	3	1	1	3	1	2	3	1	3	3	1	45
	530	2	3	2	2	3	2	2	3	2	1	3	1	3	3	1	3	3	1	64
64	350	3	3	3	3	3	3	2	3	2	2	3	2	3	3	1	3	3	2	72
	530	3	3	3	3	3	3	2	3	2	2	3	2	3	3	2	3	3	2	102
80	350	3	3	3	3	3	3	2	3	2	2	3	2	3	3	2	3	3	2	90
	530	3	3	3	3	3	3	3	3	3	2	3	2	3	3	2	4	3	2	128
NEW ORLEANS II - TL - 4K - BUG CHART																				
# of LEDs	Current(mA)	T1			T2			T3			T4			T5			T5W			Wattage
		B	U	G	B	U	G	B	U	G	B	U	G	B	U	G	B	U	G	
32	350	2	3	2	2	3	2	1	3	1	1	3	1	2	3	1	2	3	1	36
	530	2	3	2	2	3	2	1	3	1	1	3	1	2	3	1	3	3	1	51
48	350	2	3	2	2	3	2	1	3	1	1	3	1	2	3	1	3	3	1	45
	530	2	3	2	2	3	2	2	3	2	1	3	1	3	3	1	3	3	1	64
64	350	3	3	3	3	3	3	2	3	2	2	3	2	3	3	1	3	3	2	72
	530	3	3	3	3	3	3	2	3	2	2	3	2	3	3	2	4	3	2	102
80	350	3	3	3	3	3	3	2	3	2	2	3	2	3	3	2	3	3	2	90
	530	3	3	3	3	3	3	3	3	3	2	3	2	3	3	2	4	3	2	128
NEW ORLEANS II - TL - 5K - BUG CHART																				
# of LEDs	Current(mA)	T1			T2			T3			T4			T5			T5W			Wattage
		B	U	G	B	U	G	B	U	G	B	U	G	B	U	G	B	U	G	
32	350	2	3	2	2	3	2	1	3	1	1	3	1	2	3	1	2	3	1	36
	530	2	3	2	2	3	2	1	3	1	1	3	1	3	3	1	3	3	1	51
48	350	2	3	2	2	3	2	1	3	1	1	3	1	2	3	1	3	3	1	45
	530	3	3	3	2	3	2	2	3	2	2	3	2	3	3	1	3	3	1	64
64	350	3	3	3	3	3	3	2	3	2	2	3	2	3	3	1	3	3	2	72
	530	3	3	3	3	3	3	2	3	2	2	3	2	3	3	2	4	3	2	102
80	350	3	3	3	3	3	3	2	3	2	2	3	2	3	3	2	3	3	2	90
	530	3	3	3	3	3	3	3	3	3	2	3	2	3	3	2	4	3	2	128

NEW ORLEANS II TL LED Specifications

NEW ORLEANS II - TL - CUTOFF LOUVER SHIELD - 3K - LUMEN CHART								
# of LEDs	Current(mA)	T1	T2	T3	T4	T5	T5W	Wattage
32	350	3221	3083	3114	2899	3195	3102	36
	530	4404	4215	4257	3963	4368	4240	51
48	350	3974	3804	3842	3576	3942	3827	45
	530	5367	5137	5188	4830	5323	5168	64
64	350	6410	6135	6196	5768	6358	6172	72
	530	8588	8220	8301	7728	8517	8269	102
80	350	7885	7547	7621	7095	7820	7592	90
	530	10477	10028	10127	9428	10391	10088	128
NEW ORLEANS II - TL - CUTOFF LOUVER SHIELD - 4K - LUMEN CHART								
# of LEDs	Current(mA)	T1	T2	T3	T4	T5	T5W	Wattage
32	350	3287	3146	3177	2958	3260	3165	36
	530	4494	4301	4344	4044	4457	4327	51
48	350	4055	3882	3920	3649	4022	3905	45
	530	5477	5242	5294	4928	5432	5274	64
64	350	6541	6261	6323	5886	6487	6298	72
	530	8763	8387	8470	7885	8691	8438	102
80	350	8046	7701	7777	7240	7979	7747	90
	530	10691	10233	10334	9620	10603	10294	128
NEW ORLEANS II - TL - CUTOFF LOUVER SHIELD - 5K - LUMEN CHART								
# of LEDs	Current(mA)	T1	T2	T3	T4	T5	T5W	Wattage
32	350	3354	3210	3242	3018	3326	3230	36
	530	4586	4389	4432	4126	4548	4415	51
48	350	4138	3961	4000	3724	4104	3985	45
	530	5589	5349	5402	5029	5543	5381	64
64	350	6675	6388	6452	6006	6620	6427	72
	530	8942	8558	8643	8046	8868	8610	102
80	350	8210	7858	7935	7388	8142	7905	90
	530	10909	10441	10544	9817	10819	10504	128

LED Specifications **NEW ORLEANS II TL**

NEW ORLEANS II - TL - CUTOFF LOUVER SHIELD - 3K - LUMEN PER WATT CHART								
# of LEDs	Current(mA)	T1	T2	T3	T4	T5	T5W	Wattage
32	350	89	85	86	80	88	86	36
	530	86	83	83	78	86	83	51
48	350	88	84	85	79	87	85	45
	530	84	81	81	76	84	81	64
64	350	89	85	86	80	88	85	72
	530	84	81	81	76	84	81	102
80	350	87	83	84	78	86	84	90
	530	82	79	79	74	81	79	128
NEW ORLEANS II - TL - CUTOFF LOUVER SHIELD - 4K - LUMEN PER WATT CHART								
# of LEDs	Current(mA)	T1	T2	T3	T4	T5	T5W	Wattage
32	350	91	87	88	82	90	87	36
	530	88	84	85	79	87	85	51
48	350	90	86	87	81	89	86	45
	530	86	82	83	77	85	83	64
64	350	90	87	87	81	90	87	72
	530	86	82	83	77	85	83	102
80	350	89	85	86	80	88	86	90
	530	84	80	81	75	83	81	128
NEW ORLEANS II - TL - CUTOFF LOUVER SHIELD - 5K - LUMEN PER WATT CHART								
# of LEDs	Current(mA)	T1	T2	T3	T4	T5	T5W	Wattage
32	350	93	89	90	83	92	89	36
	530	90	86	87	81	89	87	51
48	350	91	88	88	82	91	88	45
	530	88	84	85	79	87	84	64
64	350	92	88	89	83	91	89	72
	530	88	84	85	79	87	84	102
80	350	91	87	88	82	90	87	90
	530	86	82	83	77	85	82	128

NEW ORLEANS II TL LED Specifications

NEW ORLEANS II - TL - CUTOFF LOUVER SHIELD - 3K - BUG CHART																				
# of LEDs	Current(mA)	T1			T2			T3			T4			T5			T5W			Wattage
		B	U	G	B	U	G	B	U	G	B	U	G	B	U	G	B	U	G	
32	350	2	3	2	2	3	2	1	3	1	1	3	1	2	3	1	2	3	1	36
	530	2	3	2	2	3	2	1	3	1	1	3	1	2	3	1	3	3	1	51
48	350	2	3	2	2	3	2	1	3	1	1	3	1	2	3	1	3	3	1	45
	530	2	3	2	2	3	2	2	3	2	1	3	1	3	3	1	3	3	1	64
64	350	3	3	3	3	3	3	2	3	2	2	3	2	3	3	1	3	3	2	72
	530	3	3	3	3	3	3	2	3	2	2	3	2	3	3	2	3	3	2	102
80	350	3	3	3	3	3	3	2	3	2	2	3	2	3	3	2	3	3	2	90
	530	3	3	3	3	3	3	3	3	3	2	3	2	3	3	2	4	3	2	128
NEW ORLEANS II - TL - CUTOFF LOUVER SHIELD - 4K - BUG CHART																				
# of LEDs	Current(mA)	T1			T2			T3			T4			T5			T5W			Wattage
		B	U	G	B	U	G	B	U	G	B	U	G	B	U	G	B	U	G	
32	350	2	3	2	2	3	2	1	3	1	1	3	1	2	3	1	2	3	1	36
	530	2	3	2	2	3	2	1	3	1	1	3	1	2	3	1	3	3	1	51
48	350	2	3	2	2	3	2	1	3	1	1	3	1	2	3	1	3	3	1	45
	530	2	3	2	2	3	2	2	3	2	1	3	1	3	3	1	3	3	1	64
64	350	3	3	3	3	3	3	2	3	2	2	3	2	3	3	1	3	3	2	72
	530	3	3	3	3	3	3	2	3	2	2	3	2	3	3	2	4	3	2	102
80	350	3	3	3	3	3	3	2	3	2	2	3	2	3	3	2	3	3	2	90
	530	3	3	3	3	3	3	3	3	3	2	3	2	3	3	2	4	3	2	128
NEW ORLEANS II - TL - CUTOFF LOUVER SHIELD - 5K - BUG CHART																				
# of LEDs	Current(mA)	T1			T2			T3			T4			T5			T5W			Wattage
		B	U	G	B	U	G	B	U	G	B	U	G	B	U	G	B	U	G	
32	350	2	3	2	2	3	2	1	3	1	1	3	1	2	3	1	2	3	1	36
	530	2	3	2	2	3	2	1	3	1	1	3	1	3	3	1	3	3	1	51
48	350	2	3	2	2	3	2	1	3	1	1	3	1	2	3	1	3	3	1	45
	530	3	3	3	2	3	2	2	3	2	2	3	2	3	3	1	3	3	1	64
64	350	3	3	3	3	3	3	2	3	2	2	3	2	3	3	1	3	3	2	72
	530	3	3	3	3	3	3	2	3	2	2	3	2	3	3	2	4	3	2	102
80	350	3	3	3	3	3	3	2	3	2	2	3	2	3	3	2	3	3	2	90
	530	3	3	3	3	3	3	3	3	3	2	3	2	3	3	2	4	3	2	128

Bug Rating -

The subzones are individually rated on a scale from 0 to 5, going from lowest to highest luminous flux. The highest rating of a subzone is considered the overall rating for that zone, and these readings are compiled into the BUG lighting classification: for example, B3 U1 G0. The tables below, which are based on the standards established by the IES, show the thresholds for each subzone.

