



THE LATEST IN EDGE-LIT TECHNOLOGY

## THE PRK FROM VISIONAIRE LIGHTING UTILIZES THE LATEST IN EDGE-LIT TECHNOLOGY.

Providing a well-lit environment without the intensity often associated with LED fixtures. Ideal for parking garages, the lumen package ranges from 3,000 to 15,000, in a variety of optical distributions that include T1 for drive lanes, or T5LS for maximum spacing between fixtures.



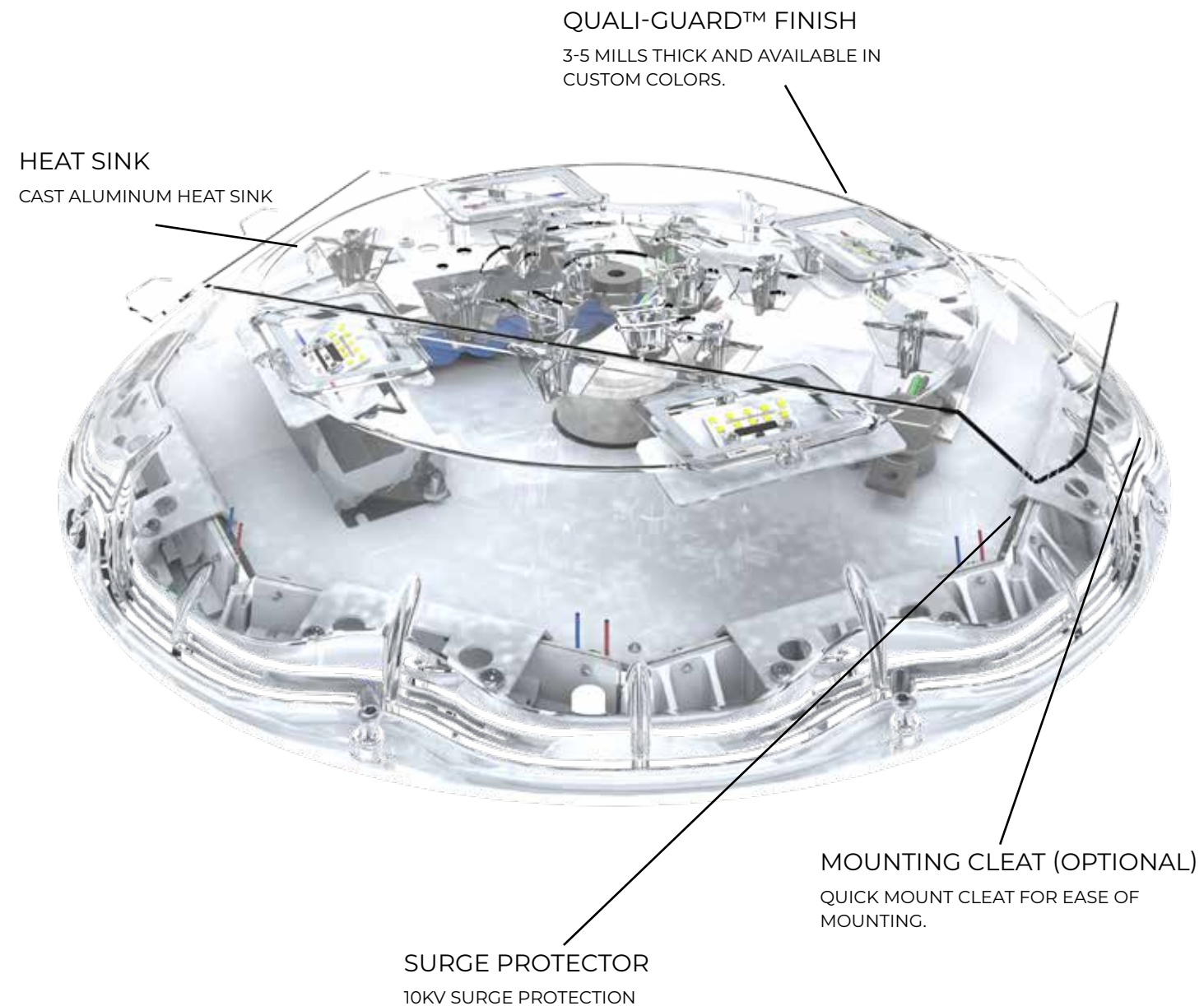


A LOOK INSIDE

PRK LIGHT GUIDE PANEL

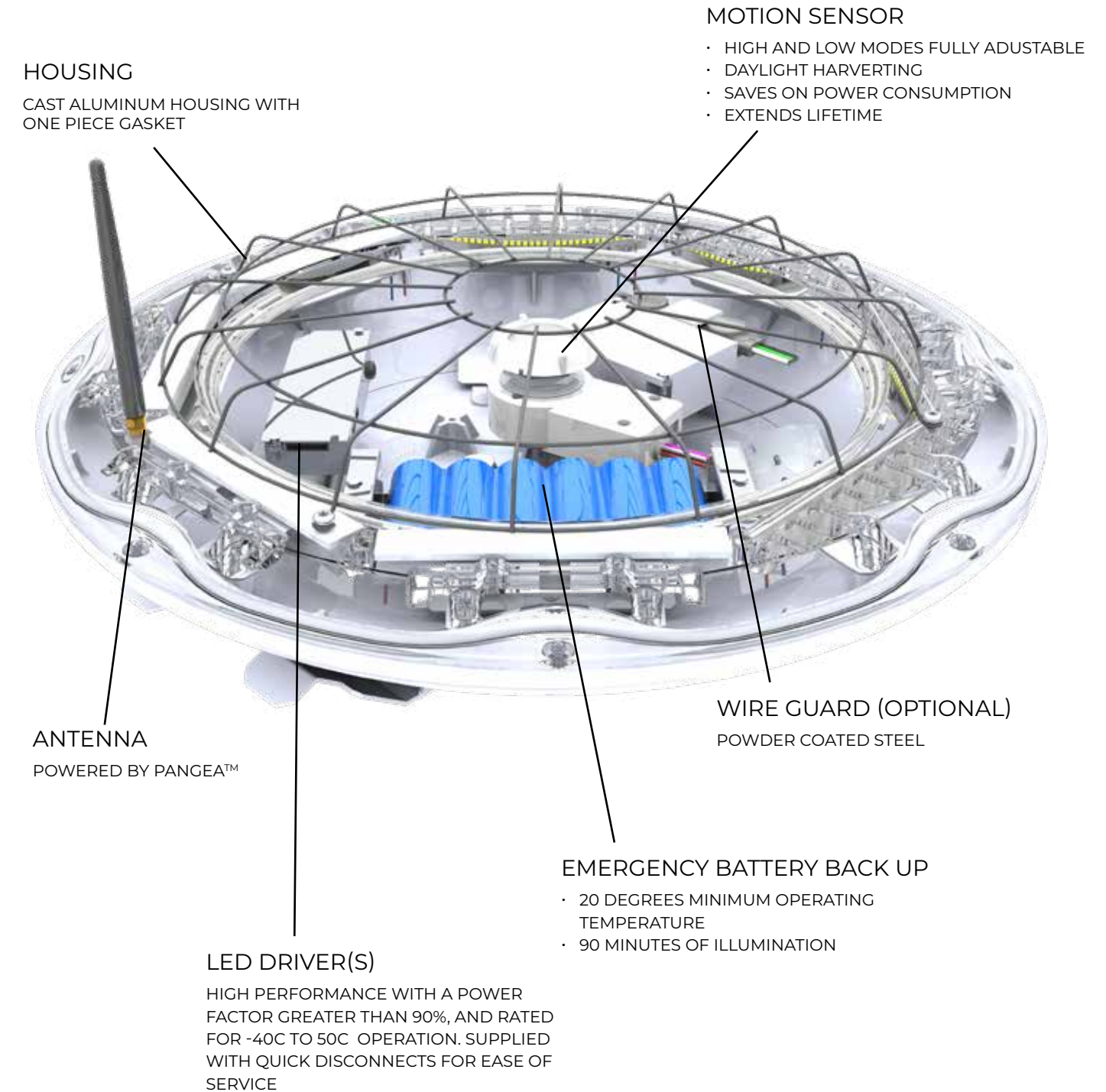
## LIGHT GUIDE PANEL

- IP66 Rated
- L70 rated for over 100,000 at 25C
- CRI 70
- Full Cutoff Optics
- Available in 4 Different distribution patterns



### HOUSING

CAST ALUMINUM HOUSING WITH  
ONE PIECE GASKET



## VISUAL COMFORT

PRK utilizes an edge-lit light guide panel for maximum visual comfort and optical performance. PRK offers an optional Up-Light, to reduce the 'cave effect' that can occur in spaces with different ceiling configurations.



OPTIONAL UP-LIGHT  
TO REDUCE THE 'CAVE EFFECT'



STANDARD DOWNLIGHT




OPTIONAL UP-LIGHT






T1 - TYPE 1  
SYMMETRICAL DRIVE LANE




T3L - TYPE 3  
ASYMMETRICAL PERIMETER




T5LR - TYPE 5  
SYMMETRICAL CONCENTRATE




T5LS - TYPE 5  
SYMMETRICAL WIDE



ASYMMETRICAL DISTRIBUTION



SYMMETRICAL DISTRIBUTION



PRK BRINGS BRIGHTNESS  
AND SAFETY WITHOUT GLARE  
OR VISUAL DISCOMFORT.

The PRK offers both symmetrical, and asymmetrical distributions allowing effective and uniform lighting across drive lanes, and open spaces.





## COLOR & FINISH

## ENDLESS POSSIBILITIES

All finishes are available in standard and custom colors and are guaranteed for five (5) years.

## 7 STEP POWDER COAT

- 1. SHOT BLASTED**  
USING ABRASIVE, TURBINE EJECTED AT 3600 RPM TO CLEAN THE SURFACE
- 2. SANDING & CLEANING**  
TO ELIMINATE ANY SHOT BLAST RESIDUE
- 3. CHEMICAL PRETREATMENT**  
SEALANT APPLIED WHICH ENABLES THE ADHESION OF PAINT
- 4. DRYING**  
TO ELIMINATE ANY WATER
- 5. PAINT APPLICATION**  
QUALI-GUARD TEXTURED, ELECTROSTATICALLY APPLIED
- 6. CURED**  
FINISH IS OVEN-BAKED AT 400° F TO PROMOTE MAXIMUM ADHERENCE AND FINISH HARDNESS
- 7. INSPECTED & PACKAGED**  
FOR A MINIMUM THICKNESS OF 3-5 MILLIMETERS WRAPPED FOR PROTECTION WHILE IN TRANSIT TO THE JOB SITE

BK - BLACK

SBK - SMOOTH BLACK

BZ - BRONZE

GP - GRAPHITE

GY - GREY

SL - SILVER METALLIC

WH - WHITE

SWH - SMOOTH WHITE

FG - FOREST GREEN

VD - VERDIGRIS GREEN

CC - CUSTOM COLOR

CC- CUSTOM COLOR

CC- CUSTOM COLOR







We offer internal wireless controller options. When paired with our wireless gateway, you can turn any outdoor lighting project into a dynamic connected lighting solution that is easily accessed with our proprietary software via the cloud. Whether it's a commercial parking lot, parking garage, large campus or miles of city highways and downtown cityscapes... no project is too big or too small.

## WE OFFER WIRELESS MESH NETWORK LIGHTING CONTROLS THROUGH PANGEA SOFTWARE.

### SCHEDULING, ZONES & EVENTS

Simple creation of time and schedule based profiles, group luminaires for zonal control, create special event profiles.

### CONTROLS ON | OFF | DIM

Easily configure your lighting and dimming profiles to maximize energy savings for your project.

### OCCUPANCY SENSING

With our fixture's integrated motion sensor options, easily provide a safety override to your time based schedules.

### ENERGY MONITORING

Our revenue grade energy monitoring helps to provide accurate reporting to make informed system decisions on energy consumption.

### DAYLIGHT HARVESTING

Utilize our garage or high & low bay daylight harvesting features to dim or turn off lights when artificial light isn't needed.

### MAINTENANCE & ALERTS

Real time maintenance features and system alerts are pushed via text or e-mail so you always know the health of your system, while helping improve service efficiency.

### ANALYTICS & REPORTING

Utilize our analytics & reporting functions to create standard recurring reports or run custom reports whenever necessary.

### ASSET MANAGEMENT

All-inclusive asset management features lets you know exactly how many fixtures you have, the exact luminaire details and exactly where they are installed.





Project Name:

Catalog Number:

Type:

The PRK LED Series offers clean, functional styling that is defined by its sleek low profile design and rugged construction. It combines the latest LED edge-lit technology, advanced LED thermal management and provides canopy lighting that is both energy efficient and aesthetically pleasing.

The PRK housing is die-cast aluminum with internal heat sinks for maximum heat dissipation.

The PRK LED fixture offered with lumen packages between 3,000 - 15,000. Four different optical distribution patterns are available. Choose between 3K, 4K, or 5K Kelvin temperature of the LEDs.

A durable polyester powder coat finish is guaranteed for five years; and is available in standard or custom colors.

The PRK series is an exceptional choice for parking garage lighting and other ceiling mount application.

## Ordering Information

MODEL	OPTICS	WATTAGE	KELVIN	VOLTAGE	MOUNTING	FINISH	OPTIONS	OPTIONS
PRK	T1 Type 1 25W-95W	25W	3K 3000K	UNV 120-277V	LPM Low Profile Mount	BZ Bronze	UPL Up-light 800 lumens	DIM 0-10v Dimming Driver
		35W	4K 4000K	5 480V	CM Ceiling Mount No conduit feed.	BK Black	WG Wire Guard	EBPL 20W Emergency Battery Pack 120V-277V Only
	T3L Type 3 Long 25W-85W	45W	5K 5000K	8 347V	CM Ceiling Mount 1/2" & 3/4" Knockouts	SBK Smooth Black	WLG Wild Life Guard *Pendarm Mount Only	CLD-EBPL 20W Cold Weather Emergency Battery Pack Rated for -20°C
		55W			TM Trunion Mount	WH White		UL924 UL 942 Relay for Emergency Circuit
	T5LR Type 5 Long Round 25W-115W	65W			PM12 Pendant Mount 12" *30" Leads	SWH Smooth White	WSC-8 Dimmable Motion Sensor 8' Mounting Height	10kV 10kV Surge Protector
		75W			PM24 Pendant Mount 24" *42" Leads	GP Graphite	WSC-20 Dimmable Motion Sensor 9-20' Mounting Height	20kV 20kV Surge Protector
	T5LS Type 5 Long Square 25W-65W	85W			PM36 Pendant Mount 36" *54" Leads	GY Grey	WSC-40 Dimmable Motion Sensor 21-40' Mounting Height *WSC options will require (1) FSIR 100 remote for programming	VWC Visionaire Wireless Controls *Consult Factory
		95W				SL Silver Metallic		TPH Tamper Proof Hardware
		105W				CC Custom Color		
			115W					

## Features & Specifications

### Housing

Die-Cast aluminum LED housing with integral cooling fins for thermal management. Silicone gasket is used for weather tight operation.

### Mounting

A Low Profile, hinged, ceiling mount bracket, can be secured directly to a 4" or 5" recessed junction box, or to the ceiling.

A Ceiling Mount bracket with 1/2" and 3/4" knockouts is also available for surface conduit mounting.

The ceiling hangar bracket on both versions allows the fixture to be suspended while making the wiring connections. The housing bracket then attaches to the ceiling bracket via a tamper-proof screw.

3/8" NPT stem and canopy supplied for pendant mount applications.

### Thermal Management

The PRK series provides excellent thermal management by mounting the LEDs to the substantial heat sink within the housing. This enables the Luminaire to withstand higher ambient temperatures and driver currents without degrading LED life.

### Optical System

The highest lumen output LED are utilized. High-performance acrylic optics feature industry leading Type I, III, and V optical distributions. Light Guide Panel is impact-resistant and rated to 94 percent translucence.

L70 life of our LEDs is rated over 100,000 hours, The optical system qualifies as IES full cutoff to restrict light trespass, glare and light pollution for neighborhood-friendly lighting.

CRI values are 70.

### Quali-Guard® Finish

The finish is a Quali-Guard® textured, chemically pretreated through a multiple-stage washer, electrostatically applied, thermoset polyester powder coat finish, with a minimum of 3-5 millimeter thickness. Finish is oven-baked at 400° F to promote maximum adherence and finish hardness. All finishes are available in standard and custom colors.

Finish is guaranteed for five (5) years.

### Electrical Assembly

The PRK LED series accepts 120v thru 480v, 50 Hz to 60 Hz, input. Power factor of 90%. Rated for -40°C operations. 6 kV surge protector supplied as standard.

### Warranty

• Five (5) year Limited Warranty on electrical components, Five (5) year on finish. For full warranty information, please visit [visionairelighting.com](http://visionairelighting.com).

### Options

Watt Stopper FSP-211 Motion Sensor (Title 24 Compliant)  
Dimming Driver  
Emergency Battery Pack  
Cold Weather Emergency Battery Pack (Rated for -20°C)  
UL 924 Relay  
20kV Surge Protector  
Wireless Controls

### Listings

• PRK is UL PENDING  
• IP66 Rated  
• Powder Coated Tough




DesignLights Consortium (DLC) qualified Product. Some configurations of this product family may not be DesignLights Consortium (DLC) listed, please refer to the DLC qualified products list to confirm listed configurations. <http://www.designlights.org/> 3000K must be selected for IDA certification.

Motion Sensor Default Setting									
FSP - 211	High Mode	Low Mode	Time Delay	Cut Off Delay	Sensitivity	Hold Off Setpoint	Photocell On/Off	Ramp Up Time	Fade Down Time
WSC - Default	10V	1V	5 Minutes	1 Hour	Max	Disabled	Disabled	Disabled	Disabled
WSC Range	0-10V	0-9.8V	5-30 Minutes	1-5 Hours	Low, Med, Max	1-250FC	1-250FC	1-60 Dec	1-60 Dec

\*Settings can be field modified with the FSIR-100 Programming remote



## Photometric Optical Summary

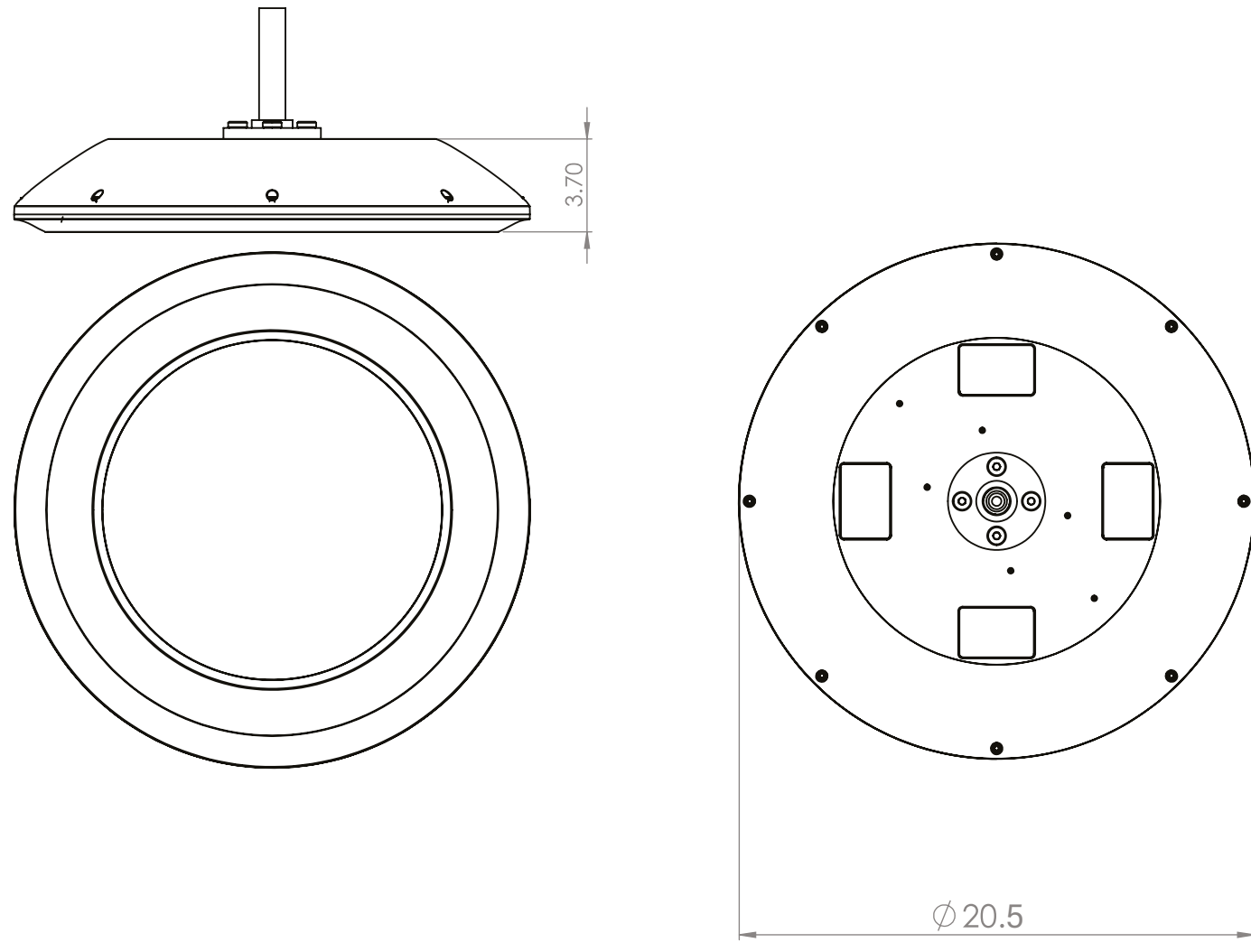


## Dimensions

**Width:** PRK-1 20.5"

**Height:** PRK-1 3.7"

**Weight:** 20 LBS



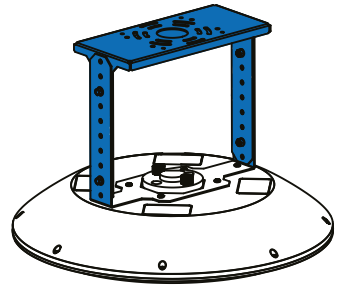
PRK 3K Lumen Chart								
Wattage	T1	LPW	T3L	LPW	T5LR	LPW	T5LS	LPW
25	3164	127	3164	127	3207	128	3164	127
35	4434	127	4434	127	4564	130	4434	127
45	5626	125	5626	125	5866	130	5626	125
55	6731	122	6731	122	7130	130	6731	122
65	7650	118	7650	118	8338	128	7650	118
75	8979	120	8615	115	9470	126		
85	10007	118	9549	112	10572	124		
95	10942	115			11597	122		
105					13969	133		
115					14995	130		

PRK 4K Lumen Chart								
Wattage	T1	LPW	T3L	LPW	T5LR	LPW	T5LS	LPW
25	3257	130	3257	130	3207	128	3257	130
35	4564	130	4564	130	4564	130	4564	130
45	5791	129	5791	129	5866	130	5791	129
55	6929	126	6929	126	7130	130	6929	126
65	7875	121	7875	121	8338	128	7875	121
75	9243	123	8868	118	9470	126		
85	10302	121	9830	116	10572	124		
95	11264	119			11597	122		
105					13969	133		
115					14995	130		

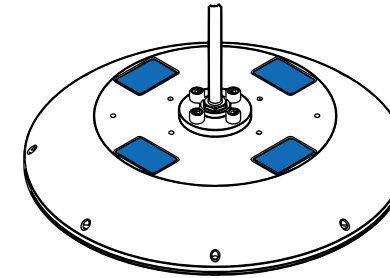
PRK 5K Lumen Chart								
Wattage	T1	LPW	T3L	LPW	T5LR	LPW	T5LS	LPW
25	3351	134	3351	134	3395	136	3351	134
35	4694	134	4694	134	4832	138	4694	134
45	5957	132	5957	132	6211	138	5957	132
55	7127	130	7127	130	7549	137	7127	130
65	8100	125	8100	125	8829	136	8100	125
75	9507	127	9122	122	10027	134		
85	10596	125	10111	119	11194	132		
95	11586	122			12279	129		
105					14791	141		
115					15877	138		

PRK LED Mounting and Options

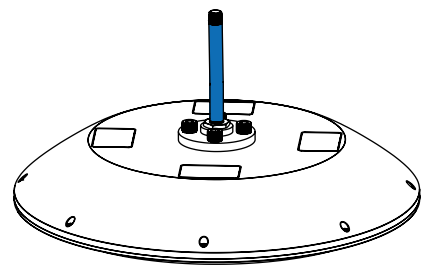
PRK LED Mounting and Options



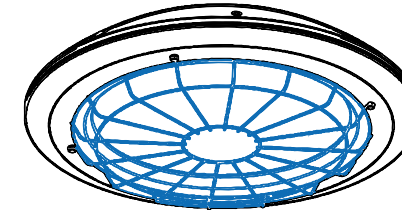
**Trunion Mount**  
Standard and  
Tampered Screws



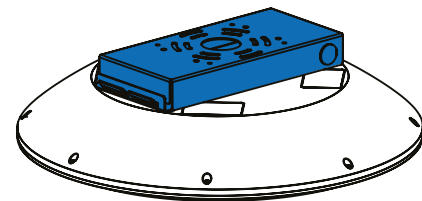
**UPL**  
Up-light 800 lumens



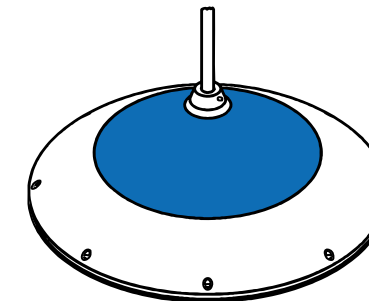
**Pendant Mount**  
3/8 and 3/4" NPT Pipe  
12, 24 & 36" Length



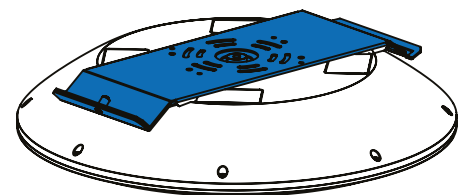
**WG**  
Wire Guard



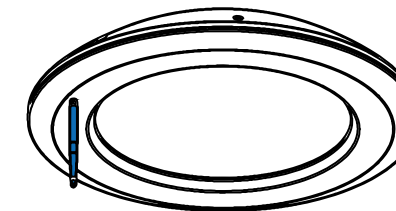
**Ceiling Mount**  
Standard and Tampered  
Screws



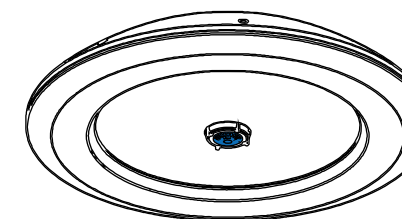
**WLG**  
Wild Life Guard  
\*Pendant Mount Only



**Low Profile Mount**  
Standard and Tampered  
Screws



**VWC**  
Visionaire  
Wireless Controls  
\*Consult Factory



**WSC-8**  
Dimmable Motion Sensor 8' Mounting Height  
**WSC-20**  
Dimmable Motion Sensor 9-20' Mounting Height  
**WSC-40**  
Dimmable Motion Sensor 21-40' Mounting Height

\*WSC options will require (1) FSIR 100 remote for programing





19645 RANCHO WAY RANCHO DOMINGUEZ, CA 90220  
310.512.6480 | [WWW.VISIONAIRELIGHTING.COM](http://WWW.VISIONAIRELIGHTING.COM)